

# Essentials Series





Peace of mind.  
Peace and **quiet.**

Gliderol Garage Doors  
to suit **every home.**

#### Gliderol Essentials Series

Designed to suit both modern and traditional homes, the Essentials Series offers a wide selection of classic Gliderol Roller Door and contemporary Panel•Glide doors to choose from.

At Gliderol, we have been providing our valued customers with state of the art garage doors for 40 years. So you can be confident that when you purchase a Gliderol garage door, we care about the quality of our products just as much as you do.





Choosing your  
Gliderol Essential  
Series Door **is easy.**

**Creating your Gliderol Essential Series door is easy:**

**1. Pick your door style**

Gliderol's Essential Series comprises of Roller Door and Sectional Door options available in both single and double door sizes.

**2. Select your colour**

With a range of Colorbond® colours to choose from, you are guaranteed to find a colour that complements your home.

**3. Contact Us**

Contact the Gliderol Garage Doors office to organise your free measure & quote and then let us take care of the rest!



### Why would you choose a Roller Garage Door?

- A Roller Door is the most affordable type of garage door
- Can be made to suit most garage door openings
- Reduced noise and friction during operation resulting in lower maintenance
- Made from durable Colorbond® steel

### Why would you choose a Sectional Garage Door?

- A lightweight stylish garage door option
- Four Sectional Door styles to choose from
- Window panels are available to let light into the garage
- Suits all styles of homes
- Available in a range of colours and finishes
- Sectional Doors are an increasingly popular garage door choice





# Gliderol Roller Door

## Continuous Sheet Curtain Roller Door

The Gliderol designed Roller Garage Door can be made to suit most garage openings, adding style and character to any home.

Designed and manufactured in Australia, the Gliderol Roller Door is specifically made for Australian conditions from durable Colorbond® steel. The revolutionary Polyglide™ allows effortless operation with minimal noise and friction, while the specifically designed reinforced bottom rail protects your home against intruders.

Strength and safety guaranteed, every Gliderol door is made to suit your specific garage door requirements. Gliderol offers a free measure and quote and ongoing after sales support in all major states and territories.



### Key Features and Benefits

- Available in a wide range of colours
- Strength and quality in design
- Hard-wearing and high performance
- Minimal noise and friction
- Durable weather seal
- Reinforced bottom rail

### Motor and remote control options for Roller Garage Doors

#### Option 1: for residential garage doors up to 12m²

- Slim-line unit design
- Improved energy-efficient unit with LED lighting
- Soft start/soft stop
- Electronic limits
- Safety auto reverse



Glidermatic® GRD+



2 x Handsets supplied

#### Option 2: for residential garage doors over 12m²

- Heavy duty operator
- Improved energy efficient unit with LED lighting
- Safety auto reverse



Glidermatic® Dual GRD+

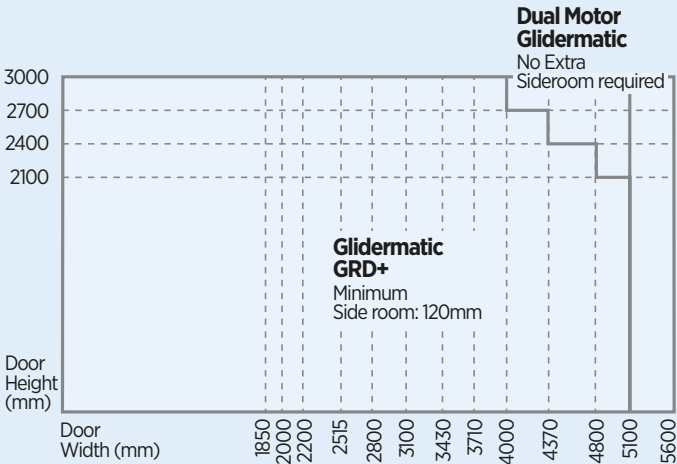


Glidermatic® GRD+ Control Box  
A wall mounted control box.



2 x Handsets supplied

### Garage Door Size Guide for Motor Options



### Standard Roller Garage Door Specifications

**Dimension Panel (Minimum sizes) mm**

Series A (Hand Operated)	SR		HR	A	B	C	D
	Resid A	Resid AA					
2100 High	90	125	430	25-100	500	150	280
2400 High	90	125	450	25-100	540	160	290
2700 High	90	125	450	25-100	540	160	290
3000 High	90	125	470	25-100	560	170	300

**Standard Curtain Widths**

Residential Series A	950, 1250, 1550, 1850, 2450, 2490, 2515, 2650, 2750, 2800, 3050, 3100, 3430, 3710
Residential Series AA	3760, 4370, 5000, 5100, 5600

**Curtain Width**

Residential Series A	Daylight Opening Plus 50mm
Residential Series AA	Daylight Opening Plus 100mm



# Gliderol Panel•Glide®

## Sectional Overhead Garage Door

**Panel•Glide is Gliderol's revolutionary alternative to the traditional garage door.**

Gliderol's Panel•Glide doors use modern design concepts to provide new levels of performance and style.


Featuring a raised panel design, the Panel•Glide comprises a number of hinged rigid sections which slide overhead creating a lightweight stylish garage door.

With a choice of four designs, Oxford, Madison, Tuscan and Hampton, the Panel•Glide's Colorbond® finish will enhance your home's street appeal. The Panel•Glide is Australian designed and manufactured specifically for Australian conditions.



### Key Features and Benefits

- Optional low headroom kit available for limited ceiling space
- Four design options
- Available in a wide range of colours – please refer to the Gliderol Colour Chart for further details
- Strong and versatile garage door option




#### Oxford

The Oxford design uses classic Georgian squares to provide a traditional look to any home. Each square is precision pressed in manufacturing for quality and strength. Ideally suited with Gliderol's woodgrain finish, the Oxford design is also available in a smooth finish.



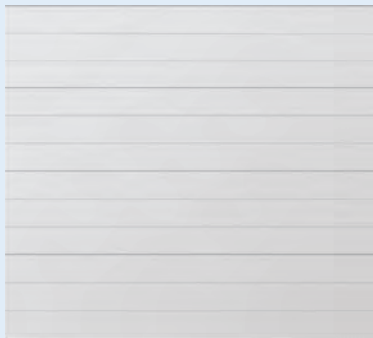
#### Hampton

The Hampton design elegantly incorporates rectangular embossments for a classic, yet strong style. Available in either woodgrain or smooth finish, the Hampton design suits both modern and more traditional homes.



#### Madison

The Madison design uses clean, sharp lines and a textured finish to perfectly blend with rendered homes. Available in either woodgrain or smooth finish, the Madison design is the right choice if you are looking for a door to blend with and compliment the façade of your home.



#### Tuscan

The Tuscan design creates a timber-planked style door that is built with low maintenance Colorbond® steel. Horizontal "V" grooves create a sleek and contemporary look, providing the perfect design for modern homes.







Window Options

Personalise your Sectional Garage Door even further by adding practical lighting solutions to your garage space. Windows are a stylish option to add to the top panel of your doors and allow natural light to filter into your garage.

Designed to compliment the Oxford and Hampton door styles, windows are available in both single and double door widths. Traditionally supplied in standard clear acrylic, there is also an optional upgrade to bronze tinting available.



Oxford Window Range

County Single



Cascade Single



Sunset Single



Waterton Single



County Double



Cascade Double



Horizon Double



Waterton Double



Sunburst Single



Traditional Single



Cantebury Single



Sunburst Double



Traditional Double



Cantbury Double



Hampton Window Range

County Single



Cascade Single



Sunset Single



Waterton Single



County Double



Cascade Double



Horizon Double



Waterton Double



Sunburst Single



Traditional Single



Cantebury Single




Sunburst Double



Traditional Double



Cantbury Double





◀ Gliderol Panel•Glide

Motor and remote control options for sectional doors

Glidermatic Standard Motors

- Slim-line unit design
- Improved energy-efficient unit with LED lighting
- Soft start/soft stop
- Electronic limits
- Safety auto reverse
- Belt drive for smooth, quiet operation

Option 1: for most residential sized garage doors



Glidermatic<sup>®</sup> GTS+ 3 x Handsets supplied

Option 2: for larger sized garage doors



Glidermatic<sup>®</sup> GTS Optima (Premium) 3 x Handsets supplied

Standard Sectional Door Specifications

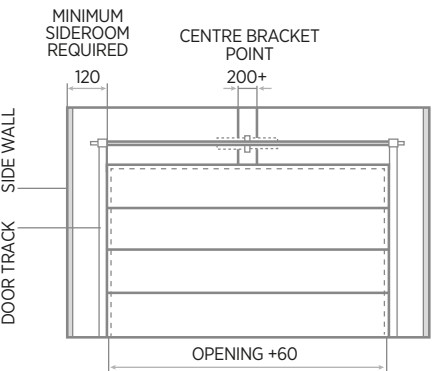
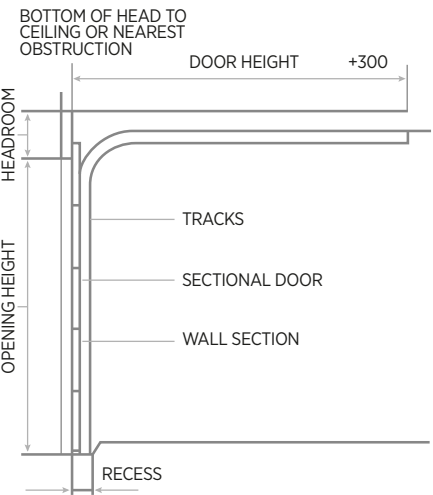
Installation Requirements

Side Room (standard): 120mm

Headroom (standard):  
Manual: 340mm  
Automatic: 390mm

Optional Low Headroom Fittings

Front Mount	Rear Mount
Manual: 180mm	Manual: 180mm
Automatic: 240mm	Automatic: 180mm
Side Room: 120mm	Side Room: 150mm



Choosing the right door colour is easy...

Colour options available



Colorbond<sup>®</sup>

The COLORBOND<sup>®</sup> steel colours shown here have been reproduced to represent actual product colours as accurately as possible. However, we recommend checking your chosen colour against an actual sample of the product before purchasing as varying light conditions and limitations of the printing process may affect colour tones. COLORBOND<sup>®</sup>, BlueScope and colour names are registered trade marks of BlueScope Steel Limited.™ colour names are trademarks of BlueScope Steel Limited. COLORBOND<sup>®</sup>, BlueScope and ® colour names are registered trade marks and™ colour names are trademarks of BlueScope Steel Limited.



**Call your local Gliderol Office  
on 1300 799 144**

Or email us at  
[sales@gliderol.com.au](mailto:sales@gliderol.com.au)